



### District Report Card: 2017


<b>State:</b> West Bengal	<b>District:</b> Birbhum
<b>Class:</b> 3	<b>Subject:</b> Language
<b>Schools:</b> 61	<b>Students:</b> 1127


### Participation/Coverage


#### Students

<div>GENDER</div> <div></div>	Boys		Girls	
	Number	%	Number	%
	576	51.11	551	48.89

<div>AREA</div> <div></div>	Rural		Urban	
	Number	%	Number	%
	982	87.13	145	12.87

<div>CATEGORY</div> <div></div>	SC		ST		OBC		GEN	
	Number	%	Number	%	Number	%	Number	%
	359	31.85	58	5.15	210	18.63	500	44.37

<div>CWSN</div> <div></div>	LD	VI	HI	S&LD	ID	Oth
	2	1	1	2	1	36

<div>Management</div> <div></div>	Government		Government-aided	
	Number	%	Number	%
	674	59.80	453	40.20

### Average Performance of Students in Language (%)

Overall	Gender		Area		Management		Social Group			
	Male	Female	Rural	Urban	Govt.	Aided	SC	ST	OBC	GEN
69.49	69.25	69.75	70.84	60.37	69.51	69.48	72.74	54.71	68.63	69.24

## Performance on Learning Outcomes (LOs)

Learning Outcomes	Description	Average Performance(%)
L304	Reads small texts with comprehension i.e., identifies main ideas, details, sequence and draws conclusions	71.96
L312	Reads printed scripts on the classroom walls: poems, posters, charts etc.	64.56

Range of Performance of Students who Answered Correctly							
Below 30%		30% - 50%		50% - 75%		Above 75%	
Number	%	Number	%	Number	%	Number	%
56	4.97	192	17.04	384	34.07	495	43.92

## Lowest Performing Learning Outcomes (LOs)

1 - Reads printed scripts on the classroom walls: poems, posters, charts etc. (64.56)

2 - Reads small texts with comprehension i.e., identifies main ideas, details, sequence and draws conclusions (71.96)